


The folding techniques will work with all shapes of Tea Bag Folding Craft Dies


## BASIC FOLD




Fold the cut shape in half.




Fold the cut shape in half the opposite way.




Pinch two panels together bringing the middle towards the centre of the shape.



Pinch the panels together on the opposite side, bringing the middle towards the centre of the shape.



Use bone folder to reaffirm the folds.



Fold the top panel in half bringing the fold towards the centre.



Fold the other top panel in half bringing the fold towards the centre.

